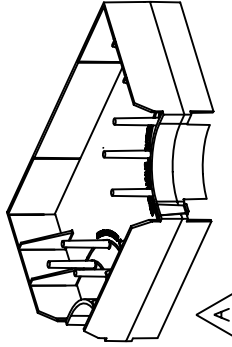
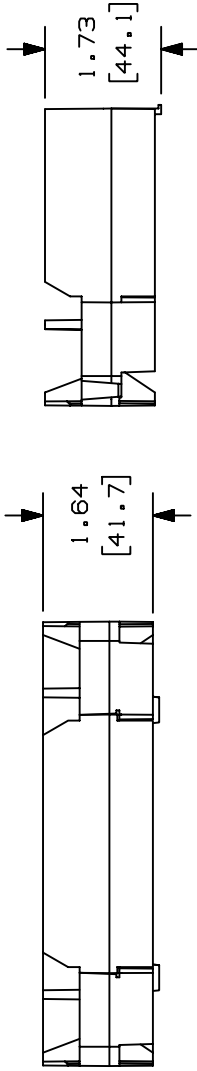
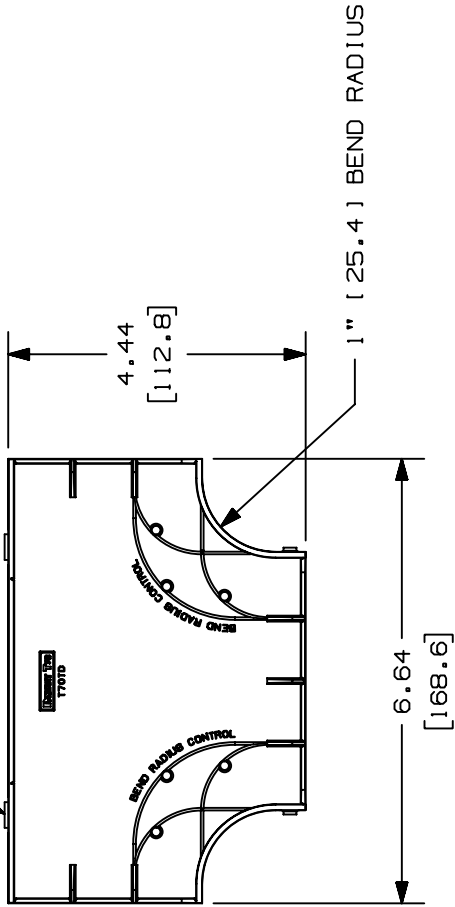


THIS COPY IS PROVIDED ON A RESTRICTED BASIS AND IS NOT TO BE USED IN ANY WAY DETRIMENTAL TO THE INTERESTS OF PANDUIT CORP.

MOUNTING TAB 4 PLACES.

PANDUIT P/N	WEIGHT
T70TD	.226 LB/PC (102.5 g/PC)

- NOTES:
- SEE CURRENT CATALOG FOR ADDITIONAL PART NUMBERS SUFFIXES TO INDICATE COLOR AND/OR PACKAGE QUANTITY.
 - THIS PRODUCT IS INTENDED TO BE USED WITH PANDUIT TYPE T70 RACEWAY.
 - THE INSERT IS INTENDED FOR OPTION TO SEPARATE AND/OR CROSS OVER POWER AND COMMUNICATION FOR PLACEMENT PURPOSES IN THE RACEWAY.
 - THIS PRODUCT IS FEATURED WITH A 1" (25.4) BEND RADIUS.
 - NOMINAL WALL THICKNESS IS .09"(2.31).
 - DIMENSIONS IN PARENTHESES ARE IN METRIC.



CAD FILENAME/LAYERS D38815BA_DC_T70TD_01B

PANDUIT

CORP. TINLEY PARK, ILLINOIS

T70 TEE INSERT FITTING (T70TD) CUSTOMER DRAWING

UNLESS OTHERWISE SPECIFIED, DIMENSIONAL TOLERANCES ARE:
 (.X) ± (.XXX) ±
 (.XX) ±.03(.8) ANGLES ±

UNLESS OTHERWISE SPECIFIED, ALL DIMENSIONS ARE GIVEN IN INCHES, THIRD ANGLE PROJECTION.

SCALE NONE

DRAWING NO. 38815-02

MAT'L: PVC

DWG SIZE A

DRAWN BY JBN

DATE 1-29-04

CHECKED BY JBN

RELEASED TO PRODUCTION

38815-02

REV DATE BY CHK

1 03-29-04 JBN JBN

A. REVISED GEOMETRY: ADDED CHAMFER TO SUPPORT RIBS

DESCRIPTION

DRAWING RELEASED

ECN

CHK

CUST

SUP